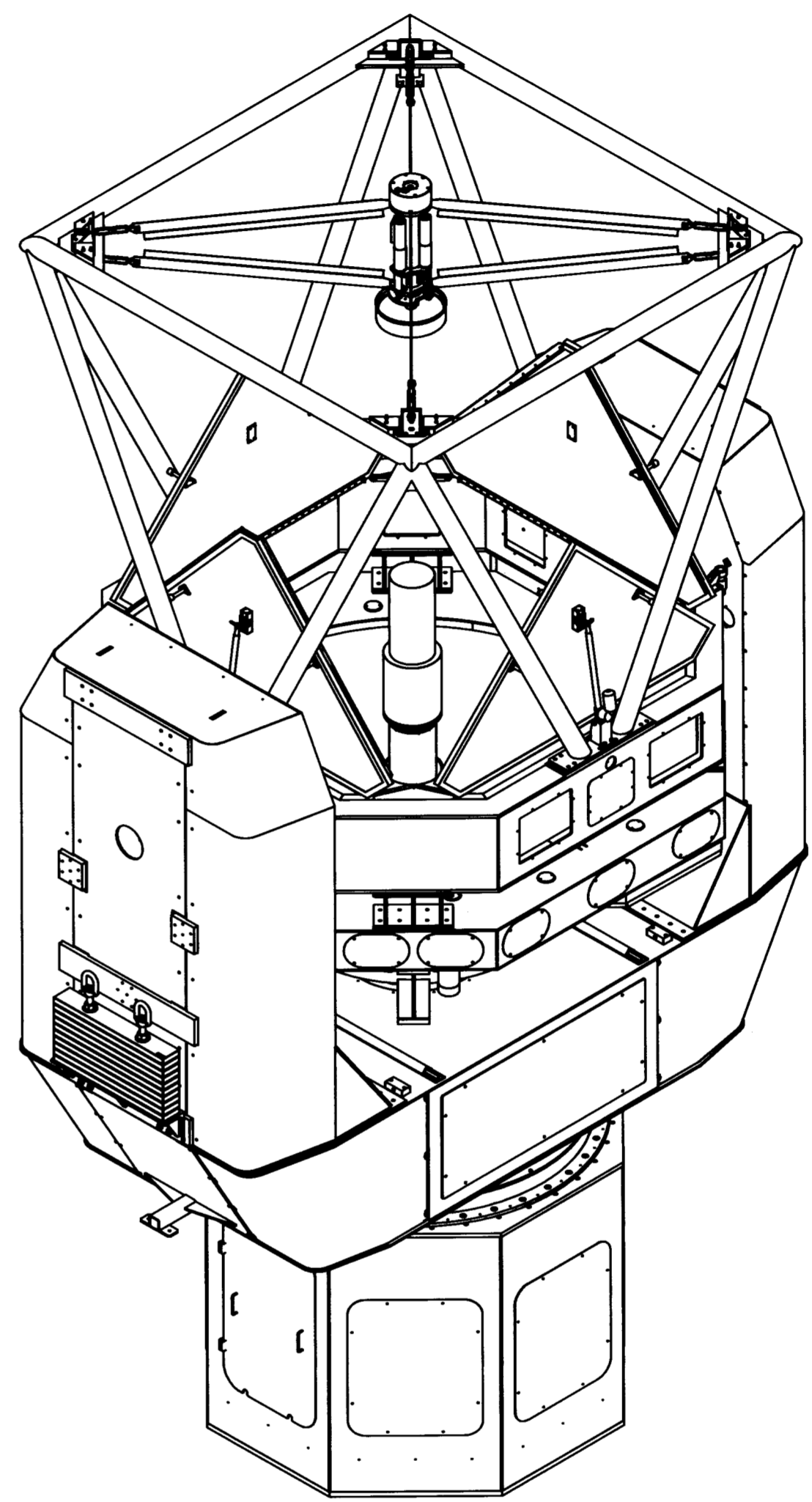
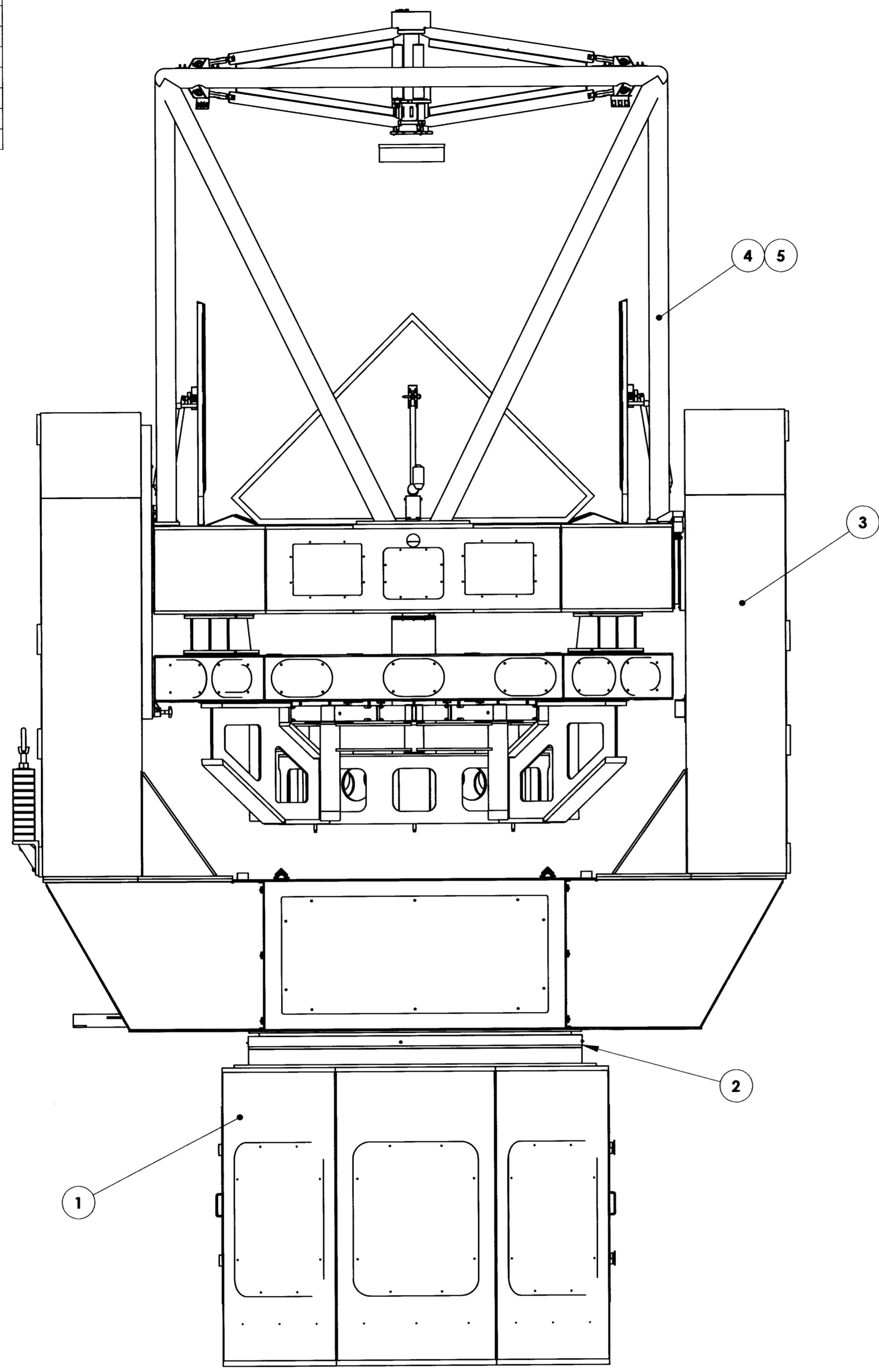


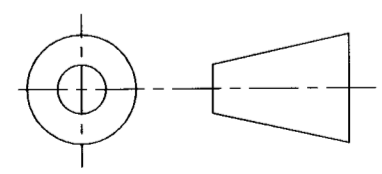
DRAWING NO.	REVISION
ASY-10395	REL-01
PROJECT CODE:	LICK-51
REQUIRED PER TELESCOPE:	1
MATERIAL:	PER COMPONENT
CONDITION:	PER COMPONENT
SURFACE FINISH:	PER COMPONENT
FINISH COLOR:	PER COMPONENT
APPROXIMATE MASS:	19966528.97 gm
REFERENCE DOCUMENTS:	N/A

REV.	DATE	DESCRIPTION	CHKD	APPVD	ZONE
1	11/6/05	INITIAL RELEASE	<i>[Signature]</i>	<i>[Signature]</i>	

Controlled Document
Confirm revision before using



ITEM NO.	Default/QTY.	PART NUMBER	DESCRIPTION	Material	Weight
5	32	B18.3.1M - 10 x 1.5 x 80 Hex SHCS -- 32NHX			
4	1	ASY-8809	OPTICAL SUPPORT ASSEMBLY	PER COMPONENT	7147889.12
3	1	ASY-5936	YOKE ASSEMBLY	PER COMPONENT	7324737.92
2	1	ASY-6519	AZIMUTH DIRECT DRIVE ASSEMBLY	PER COMPONENT	1956429.02
1	1	ASY-7299	BASE ASSEMBLY	PER COMPONENT	3535517.69



DO NOT SCALE DRAWING

COPYRIGHT
 THIS DOCUMENT & ENCLOSED PROPRIETARY INFORMATION REMAINS THE PROPERTY OF EOS TECHNOLOGIES, INC. THE INTELLECTUAL PROPERTY AND INFORMATION HEREIN MAY NOT BE COPIED NOR DISCLOSED WITHOUT WRITTEN CONSENT OF EOS TECHNOLOGIES, INC. MANAGEMENT

INTERPRET DIMENSIONS PER ASME Y14.5M-1994 UNLESS OTHERWISE SPECIFIED:
 DIMENSIONS ARE IN MILLIMETERS
 X.X = ±0.25MM
 X.XX = ±0.10MM
 ANGLES = ±0.5°
 ROUNDS AND FILLETS ARE R3.0
 BREAK ALL SHARP EDGES 0.25MM X 0.25MM

WELDS ARE: MAX SIZE FILLET OR FULL PENETRATION GROOVE WELD AS APPROPRIATE.
 ALL WELDS ARE CONTINUOUS
 NEAREST NOMINAL STOCK SIZE MAY BE SUBSTITUTED UPON APPROVAL.
 INDICATED MACHINED SURFACES \checkmark 3.2

DESIGN	K. WASMER	DATE	12/16/2005	 EOS TECHNOLOGIES, INC. 3160 E. TRANSCON WAY, SUITE 180, TUCSON, AZ 85706 PH: (520) 624-6399
DRAWN	R. ABALDO	DATE	12/16/2005	
CHECKED	<i>[Signature]</i>	DATE	11/6/05	
APPROVED	<i>[Signature]</i>	DATE	11/6/05	TITLE 2.4M TELESCOPE GENERAL ASSEMBLY
DRAWING NO.		STATUS	REVISION	SHEET SIZE
ASY-10395		Released	REL-01	A1
SHEET 1 OF 1		SCALE 1:20		