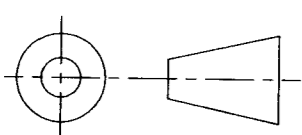
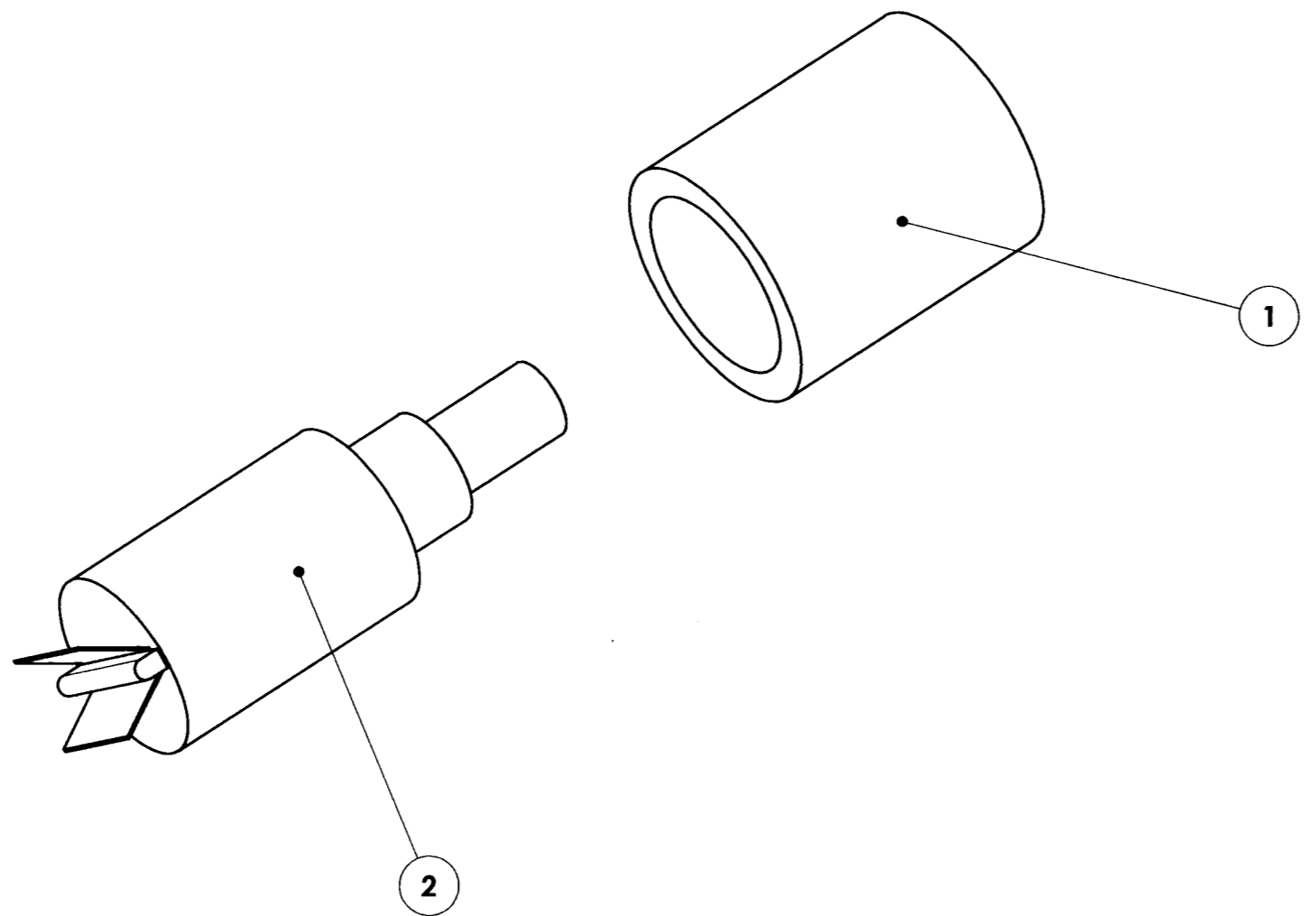
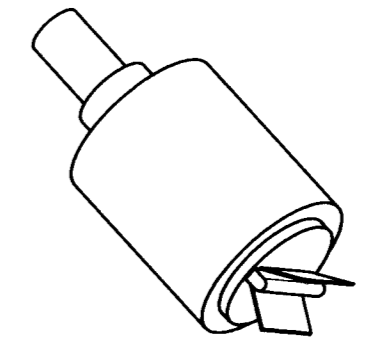


DRAWING NO. <b>ASY-5169</b>	REVISION <b>REL-01</b>
PROJECT CODE: <b>LICK-51</b>	
REQUIRED PER TELESCOPE: 12	
MATERIAL: PER COMPONENT	
CONDITION: PER COMPONENT	
FINISH: PER COMPONENT	
FINISH COLOR: PER COMPONENT	
APPROXIMATE MASS: 3 gm	
REFERENCE DOCUMENTS:	

REV.	DATE	DESCRIPTION	CHK'D	APPVD	ZONE
A	3-1-05	INITIAL RELEASE	KLW	JJP	

**Controlled Document**  
**Confirm revision before using**



**DO NOT SCALE DRAWING**

ITEM NO.	QTY.	PART NUMBER	DESCRIPTION	Material	Weight
3		LOCTITE 609	LOCTITE RETAINING ADHESIVE		
2	1	Newark Switch 24F236	GRAYHILL PUSHBUTTON MICROSWITCH	NEWARK 24F236	1.04
1	1	COM-5170	M2 MICRO SWITCH SLEEVE	304 STAINLESS STEEL	2

<p><b>COPYRIGHT</b></p> <p>THIS DOCUMENT &amp; ENCLOSED PROPRIETARY INFORMATION REMAINS THE PROPERTY OF EOS TECHNOLOGIES, INC. THE INTELLECTUAL PROPERTY AND INFORMATION HEREIN MAY NOT BE COPIED NOR DISCLOSED WITHOUT WRITTEN CONSENT OF EOS TECHNOLOGIES, INC. MANAGEMENT</p>	<p><b>UNLESS OTHERWISE SPECIFIED:</b></p> <p><b>DIMENSIONS ARE IN MILLIMETERS</b></p> <p>TOLERANCES:</p> <p>X.X = ±0.25MM</p> <p>X.XX = ±0.10MM</p> <p>ANGLES = ±0.5°</p> <p><b>ROUNDS AND FILLETS ARE R3.0</b></p> <p><b>BREAK ALL SHARP EDGES 0.25MM X 0.25MM</b></p>	<p><b>WELDS ARE:</b></p> <p><b>MAX SIZE FILLET OR FULL PENETRATION GROOVE AS APPROPRIATE.</b></p> <p><b>ALL WELDS ARE CONTINUOUS</b></p> <p><b>NEAREST NOMINAL STOCK SIZE MAY BE SUBSTITUTED.</b></p> <p><b>INDICATED MACHINED SURFACES</b> ✓ 3.2</p>	DESIGN	G. J. PENTLAND	DATE	2/3/04	<p><b>EOS TECHNOLOGIES, INC.</b></p> <p>3160 E. TRANSCON WAY, SUITE 180, TUCSON, AZ 85706 PH: (520) 624-6399</p>					
			DRAWN	K. CLARKE	DATE	2/3/04						
			CHECKED	<i>Kevin Woodman</i>	DATE	3-1-05						
			APPROVED	<i>G. J. Pentland</i>	DATE	3-4-05						
			TITLE		<b>M2 MICRO SWITCH PROTECTOR</b>							
			DRAWING NO.		<b>ASY-5169</b>		STATUS	Released	REVISION	<b>REL-01</b>	SHEET SIZE	A2
			SHEET		1 OF 1		SCALE		1:1			