

DRAWING NO. **ASY-5187** REVISION **REL-03**

PROJECT CODE: **LICK-51**

REQUIRED PER TELESCOPE: 1

MATERIAL: PER COMPONENT

CONDITION: PER COMPONENT

FINISH: PER COMPONENT

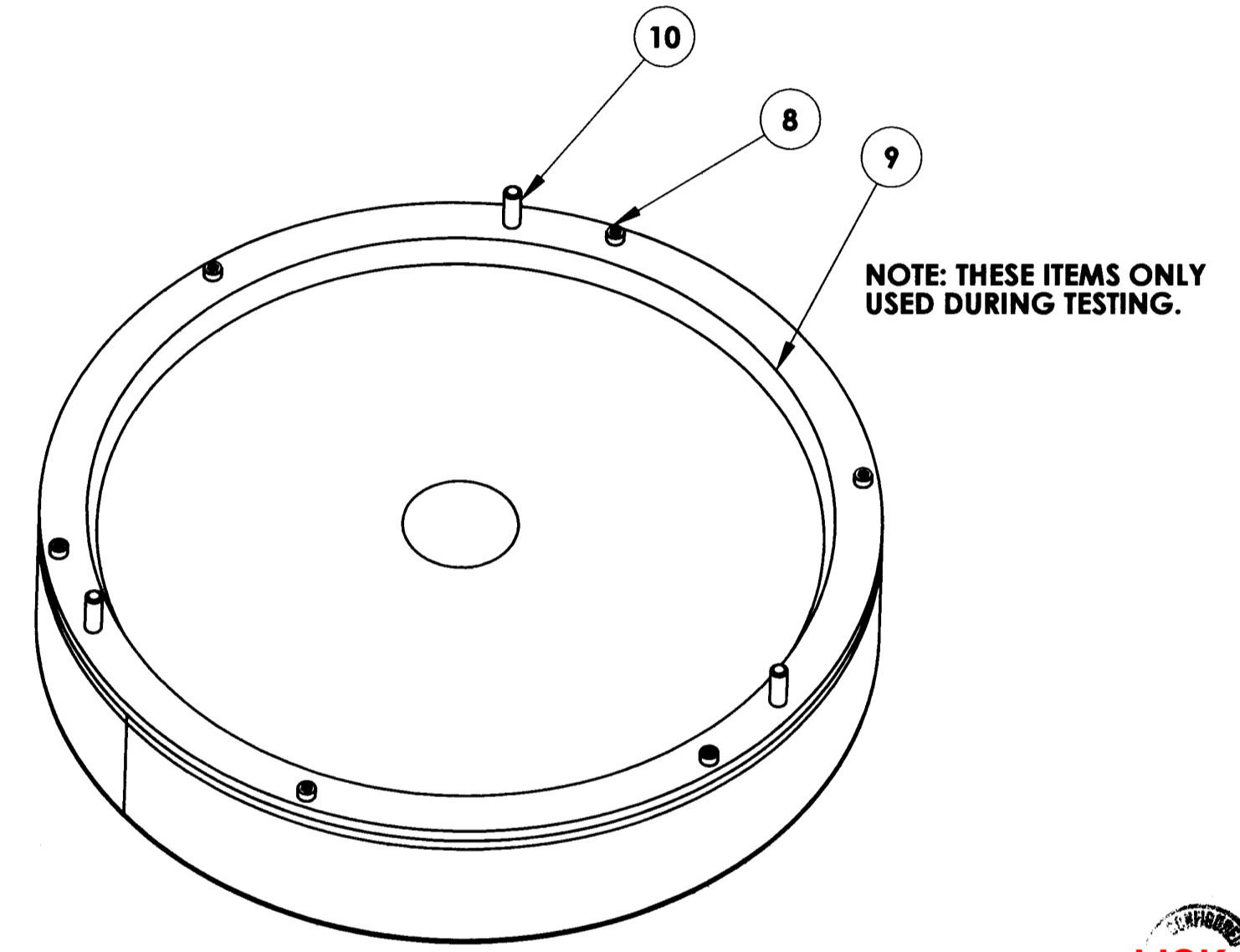
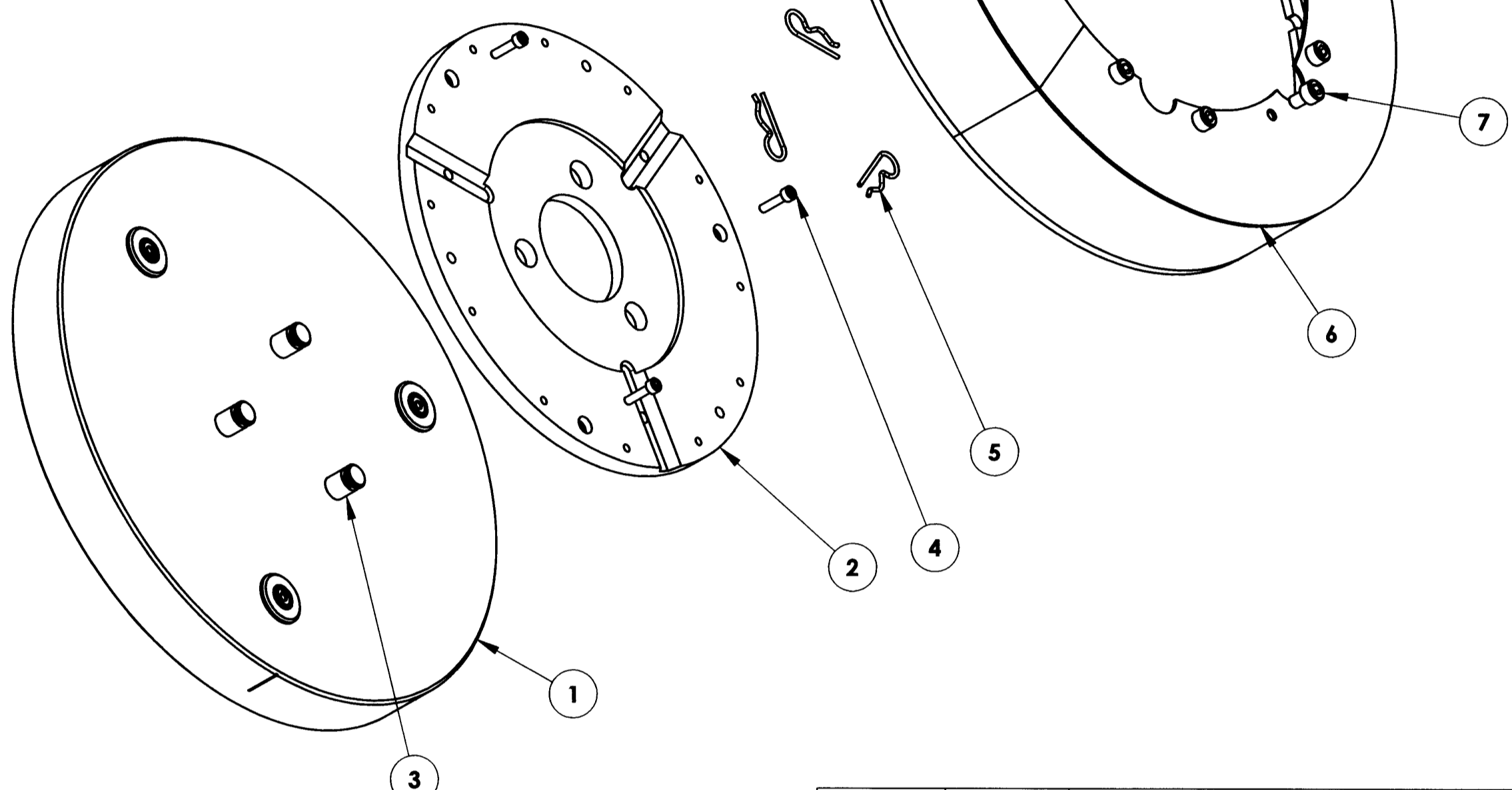
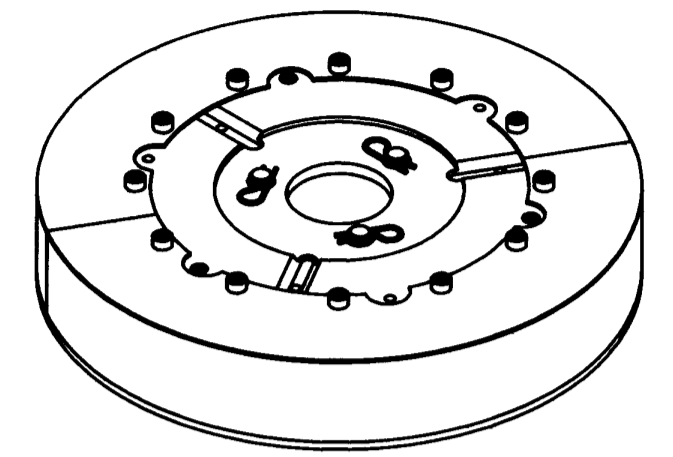
FINISH COLOR: PER COMPONENT

APPROXIMATE MASS: 19425.39 gm

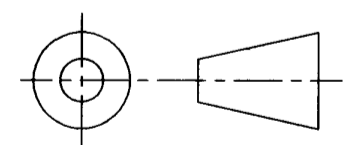
REFERENCE DOCUMENTS: N/A

| REV. | DATE    | DESCRIPTION          | CHK'D      | APPV'D    | ZONE |
|------|---------|----------------------|------------|-----------|------|
| 1    | 3-4-05  | INITIAL RELEASE      | KLW        | GJP       |      |
| 2    | 1-18-06 | REVISED PER ECO 0520 | KC         | KG        |      |
| 3    | 1-28-09 | REVISED PER ECO-1284 | <i>TRW</i> | <i>Un</i> |      |

**Controlled Document**  
**Confirm revision before using**



| ITEM NO. | Aperture/<br>QTY. | PART NUMBER                                | DESCRIPTION  | Material                            | Weight |
|----------|-------------------|--|--|-------------------------------------|--------|
| 10       | 3                 | COM-13243                                  | M2 BAFFLE CENTERING PIN                              | DELRIN, MAKE FROM MCMMASTER 8576K12 | 6.94   |
| 9        | 1                 | COM-13179                                  | M2 TEST APERTURE                                     | 6061-T6 ALUMINUM                    | 779.69 |
| 8        | 6                 | 0135898                                    | SHCS, M5-0.8 X 16                                    | FASTENAL, ZINC PLATED ALLOY STEEL   | 5.68   |
| 7        | 12                | B18.3.1M - 8 x 1.25 x 12 Hex SHCS -- 12NHX |  |                                     |        |
| 6        | 2                 | COM-10239                                  | M2 BAFFLE  | 5052 ALUMINUM ALLOY, 0.075" SHEET   | 516.98 |
| 5        | 3                 | McM 92391A054                              | 3/8" TO 7/16" HAIRPIN COTTER PIN                     | 18-8 STAINLESS STEEL                | 3      |
| 4        | 3                 | 86027 (FASTENAL)                           | M5-0.8 x 20mm CL 12.9 PR Plain Socket Head Cap Screw |                                     |        |
| 3        | 3                 | COM-5947                                   | M2 SAFETY PUCK                                       | INVAR                               | 25.03  |
| 2        | 1                 | COM-5188                                   | MIRROR ATTACHMENT PLATE                              | 1018 STEEL, 1/2" PLATE              | 5450   |
| 1        | 1                 | LITE                                       | M2 MIRROR ASSEMBLY                                   | PER COMPONENT                       | 12703  |



DO NOT SCALE DRAWING

|   |  |   |                                     |                            |  |   |                               |                                      |                                    |
|---|--|---|-------------------------------------|----------------------------|--|---|-------------------------------|--------------------------------------|------------------------------------|
| <p>COPYRIGHT</p> <p>THIS DOCUMENT &amp; ENCLOSED PROPRIETARY INFORMATION REMAINS THE PROPERTY OF EOS TECHNOLOGIES, INC. THE INTELLECTUAL PROPERTY AND INFORMATION HEREIN MAY NOT BE COPIED NOR DISCLOSED WITHOUT WRITTEN CONSENT OF EOS TECHNOLOGIES, INC. MANAGEMENT</p> | <p>UNLESS OTHERWISE SPECIFIED:<br/>DIMENSIONS ARE IN MILLIMETERS<br/>TOLERANCES:<br/>X.X = ±0.25MM<br/>X.XX = ±0.10MM<br/>ANGLES = ±0.5°</p> <p>ROUNDS AND FILLETS ARE R3.0</p> <p>BREAK ALL SHARP EDGES<br/>0.25MM X 0.25MM</p> | <p>WELDS ARE:<br/>MAX SIZE FILLET OR FULL PENETRATION GROOVE AS APPROPRIATE.</p> <p>ALL WELDS ARE CONTINUOUS</p> <p>NEAREST NOMINAL STOCK SIZE MAY BE SUBSTITUTED.</p> <p>INDICATED MACHINED SURFACES</p> | <p>DESIGN</p> <p>G. J. PENTLAND</p> | <p>DATE</p> <p>2/11/04</p> | <p><b>EOS</b><br/>TECHNOLOGIES, INC.</p> <p>3160 E. TRANSCON WAY, SUITE 180, TUCSON, AZ 85706 PH: (520) 624-6399</p> |   |                               |                                      |                                    |
|   |  |   | <p>DRAWN</p> <p>K. CLARKE</p>       | <p>DATE</p> <p>2/11/04</p> |  | <p>TITLE</p> <p><b>M2 MIRROR FLEXURE MODULE</b></p> |                               |                                      |                                    |
|   |  |   | <p>CHECKED</p> <p>K. WASMER</p>     | <p>DATE</p> <p>3-1-05</p>  |  | <p>DRAWING NO.</p> <p><b>ASY-5187</b></p>           | <p>STATUS</p> <p>Released</p> | <p>REVISION</p> <p><b>REL-03</b></p> | <p>SHEET SIZE</p> <p><b>A2</b></p> |
|   |  |   | <p>APPROVED</p> <p>G. PENTLAND</p>  | <p>DATE</p> <p>3-4-05</p>  |  | <p>SHEET 1 OF 1</p>                                 | <p>SCALE 1:3</p>              |                                      |                                    |