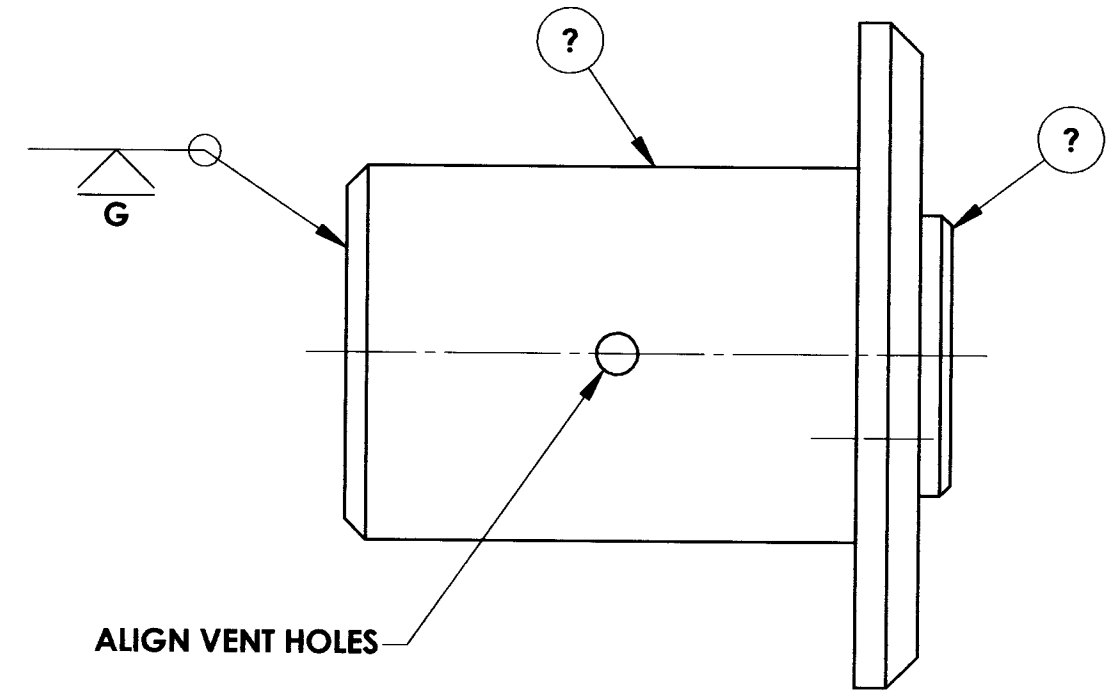
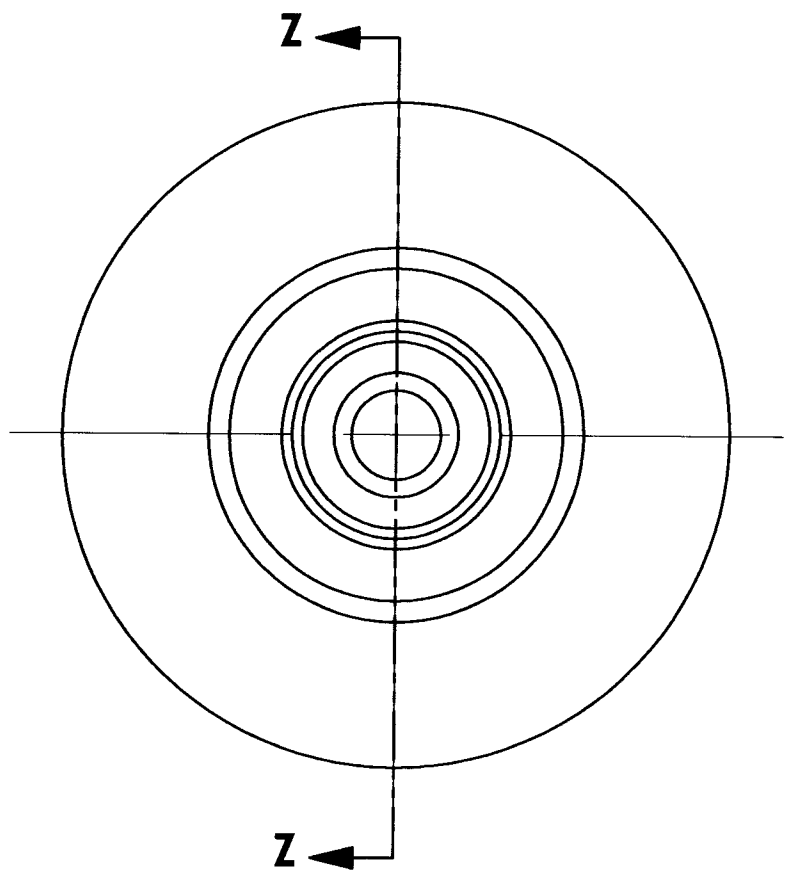
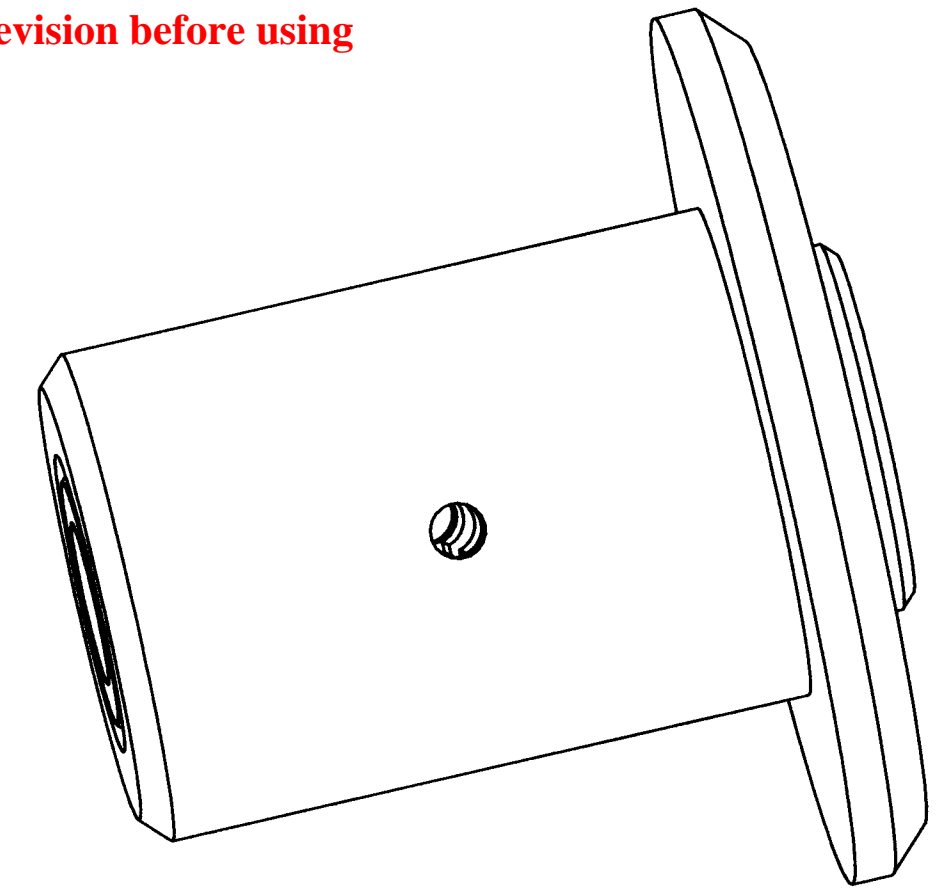


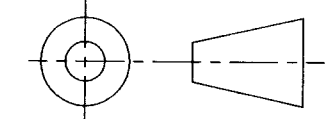
DRAWING NO. <b>ASY-5190</b>	REVISION <b>REL-01</b>
PROJECT CODE: <b>LICK-51</b>	
REQUIRED PER TELESCOPE: 3	
MATERIAL: PER COMPONENT	
CONDITION: PER COMPONENT	
FINISH: PER COMPONENT	
FINISH COLOR: PER COMPONENT	
APPROXIMATE MASS: 53 gm	
REFERENCE DOCUMENTS:	

REV.	DATE	DESCRIPTION	CHK'D	APP'VD	ZONE
A	3-1-05	INITIAL RELEASE	KLW	[Signature]	

**Controlled Document**  
**Confirm revision before using**



SECTION Z-Z



DO NOT SCALE DRAWING

ITEM NO.	QTY.	PART NUMBER	DESCRIPTION	Material	Weight
2	1	COM-5193	FLEXURE TOP HAT	INVAR 36	29
1	1	COM-5192	M2 FLEXURE	INVAR 36	23

<p><b>COPYRIGHT</b></p> <p>THIS DOCUMENT &amp; ENCLOSED PROPRIETARY INFORMATION REMAINS THE PROPERTY OF EOS TECHNOLOGIES, INC. THE INTELLECTUAL PROPERTY AND INFORMATION HEREIN MAY NOT BE COPIED NOR DISCLOSED WITHOUT WRITTEN CONSENT OF EOS TECHNOLOGIES, INC. MANAGEMENT</p>	<p><b>UNLESS OTHERWISE SPECIFIED:</b></p> <p>DIMENSIONS ARE IN MILLIMETERS</p> <p>TOLERANCES:</p> <p>X.X = <math>\pm 0.25\text{MM}</math></p> <p>X.XX = <math>\pm 0.10\text{MM}</math></p> <p>ANGLES = <math>\pm 0.5^\circ</math></p> <p>ROUNDS AND FILLETS ARE R3.0</p> <p>BREAK ALL SHARP EDGES 0.25MM X 0.25MM</p>	<p><b>WELDS ARE:</b></p> <p>MAX SIZE FILLET OR FULL PENETRATION GROOVE AS APPROPRIATE.</p> <p>ALL WELDS ARE CONTINUOUS</p> <p>NEAREST NOMINAL STOCK SIZE MAY BE SUBSTITUTED.</p> <p>INDICATED MACHINED SURFACES</p>	DESIGN	G. J. PENTLAND	DATE	2/10/04	<p><b>EOS TECHNOLOGIES, INC.</b></p> <p>3160 E. TRANSCON WAY, SUITE 180, TUCSON, AZ 85706 PH: (520) 624-6399</p>		
			DRAWN	K. CLARKE	DATE	2/10/04			
			CHECKED	[Signature]	DATE	3-1-05			
			APPROVED	[Signature]	DATE	3-4-05			
			<p><b>FLEXURE WELDMENT</b></p>		DRAWING NO.		<p>STATUS Released</p> <p>REVISION <b>REL-01</b></p>		<p>SHEET SIZE <b>A2</b></p>
					<p><b>ASY-5190</b></p>		<p>SHEET 1 OF 1</p> <p>SCALE 3:1</p>		