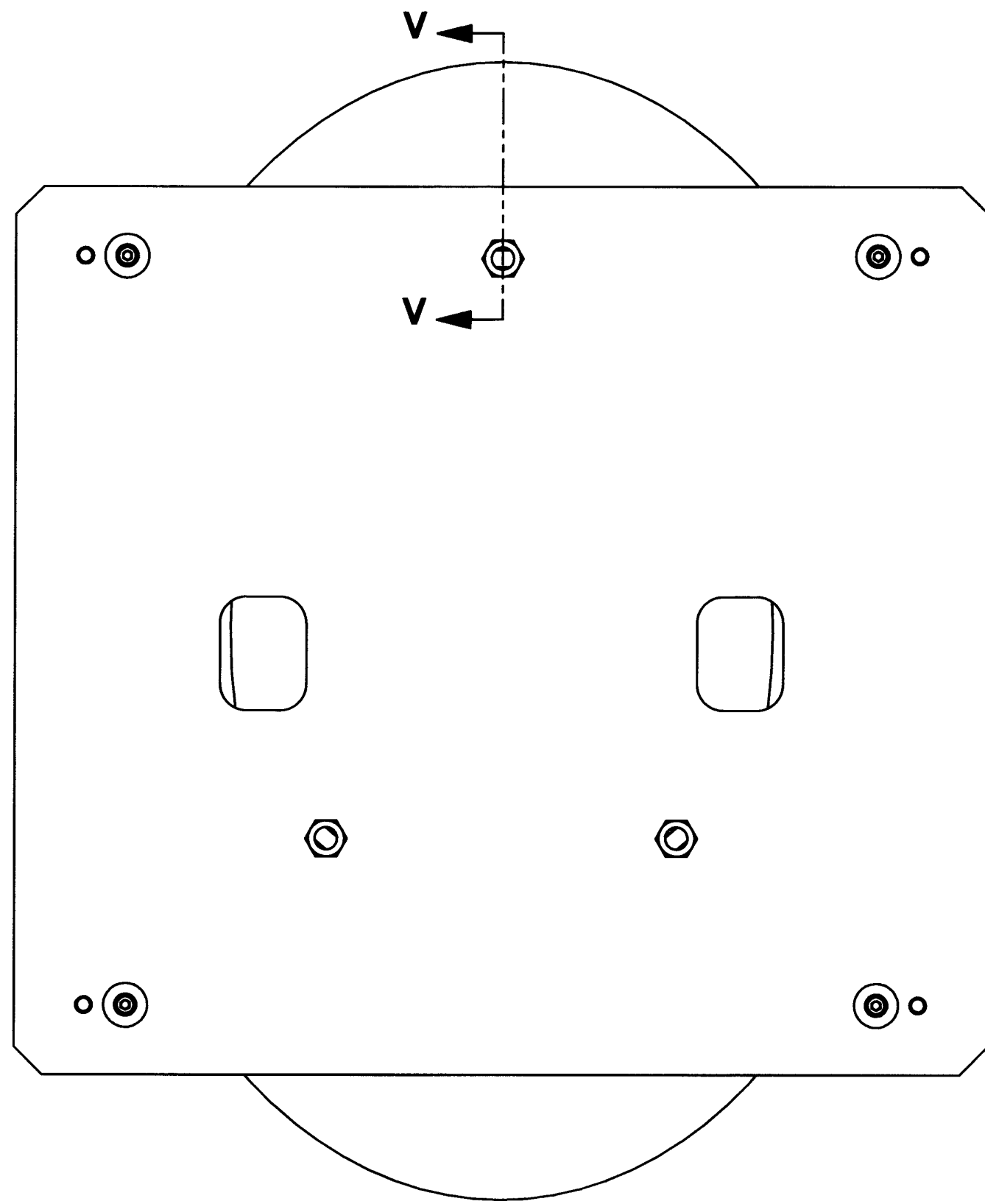


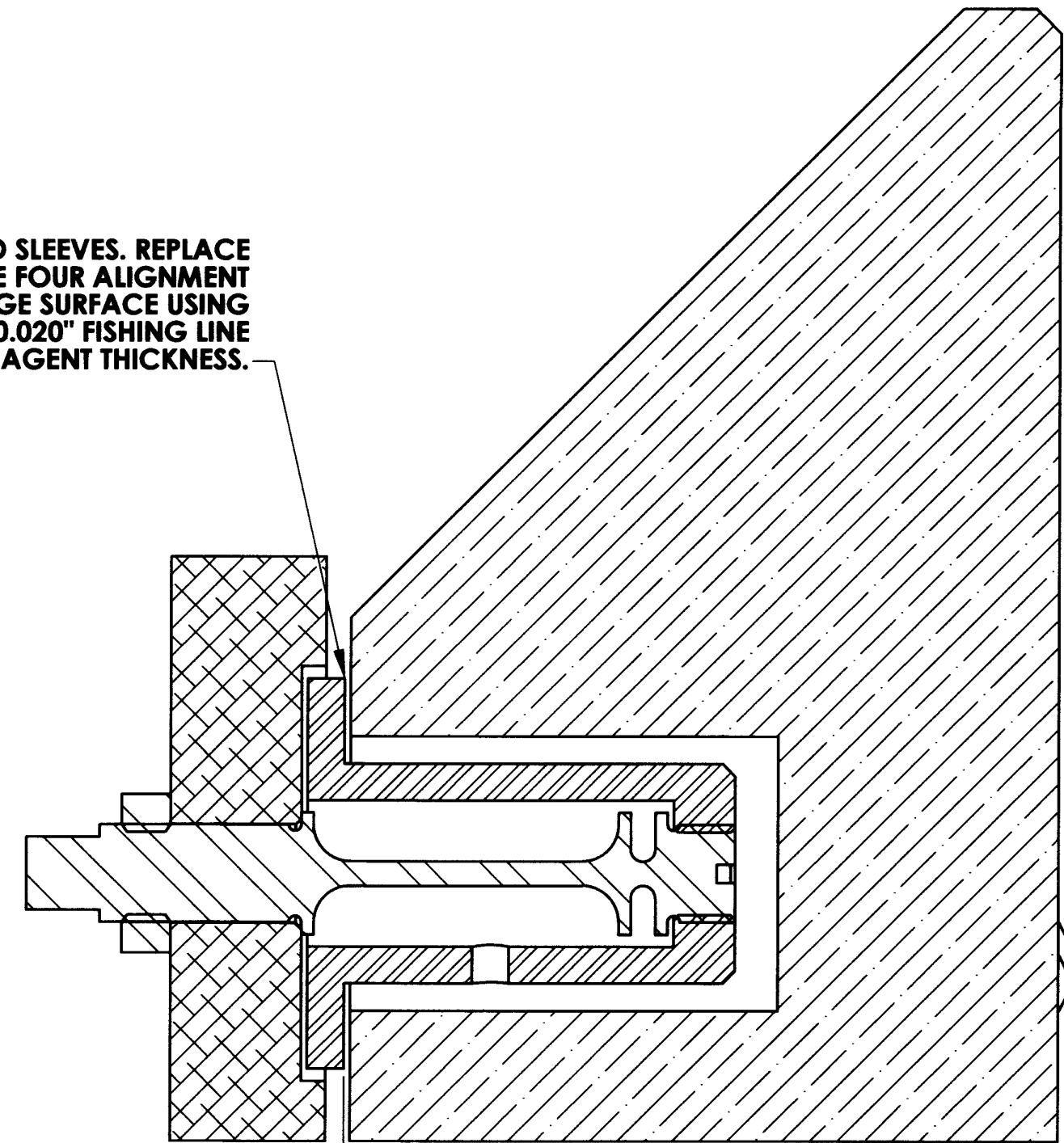
DRAWING NO. ASY-5671	REVISION REL-02
PROJECT CODE: LICK-51	

Controlled Document
Confirm revision before using

LICK

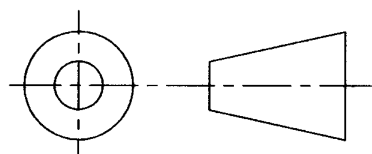


REMOVE THE MIRROR AND SLEEVES. REPLACE THE MIRROR USING THE FOUR ALIGNMENT BRACKETS BOND THE FLANGE SURFACE USING HYSOL #9330.3 EPOXY. USE 0.020" FISHING LINE TO INSURE BONDING AGENT THICKNESS.



0.51 (0.020")

SECTION V-V
(SOME DETAILS NOT
SHOWN FOR CLARITY)
SCALE 2 : 1



DO NOT SCALE DRAWING
DIMENSIONS IN MILLIMETERS

COPYRIGHT

THIS DOCUMENT & ENCLOSED PROPRIETARY INFORMATION REMAINS THE PROPERTY OF EOS TECHNOLOGIES, INC. THE INTELLECTUAL PROPERTY AND INFORMATION HEREIN MAY NOT BE COPIED NOR DISCLOSED WITHOUT WRITTEN CONSENT OF EOS TECHNOLOGIES, INC. MANAGEMENT



EOS TECHNOLOGIES, INC.
3160 E. TRANSCON WAY, SUITE 180, TUCSON, AZ 85706 PH: (520) 624-6399

TITLE: M3 MIRROR ASSEMBLY			
DRAWING NO. ASY-5671	STATUS Released	REVISION REL-02	SHEET SIZE A2
SCALE:1:2	SHEET 5 OF 5		