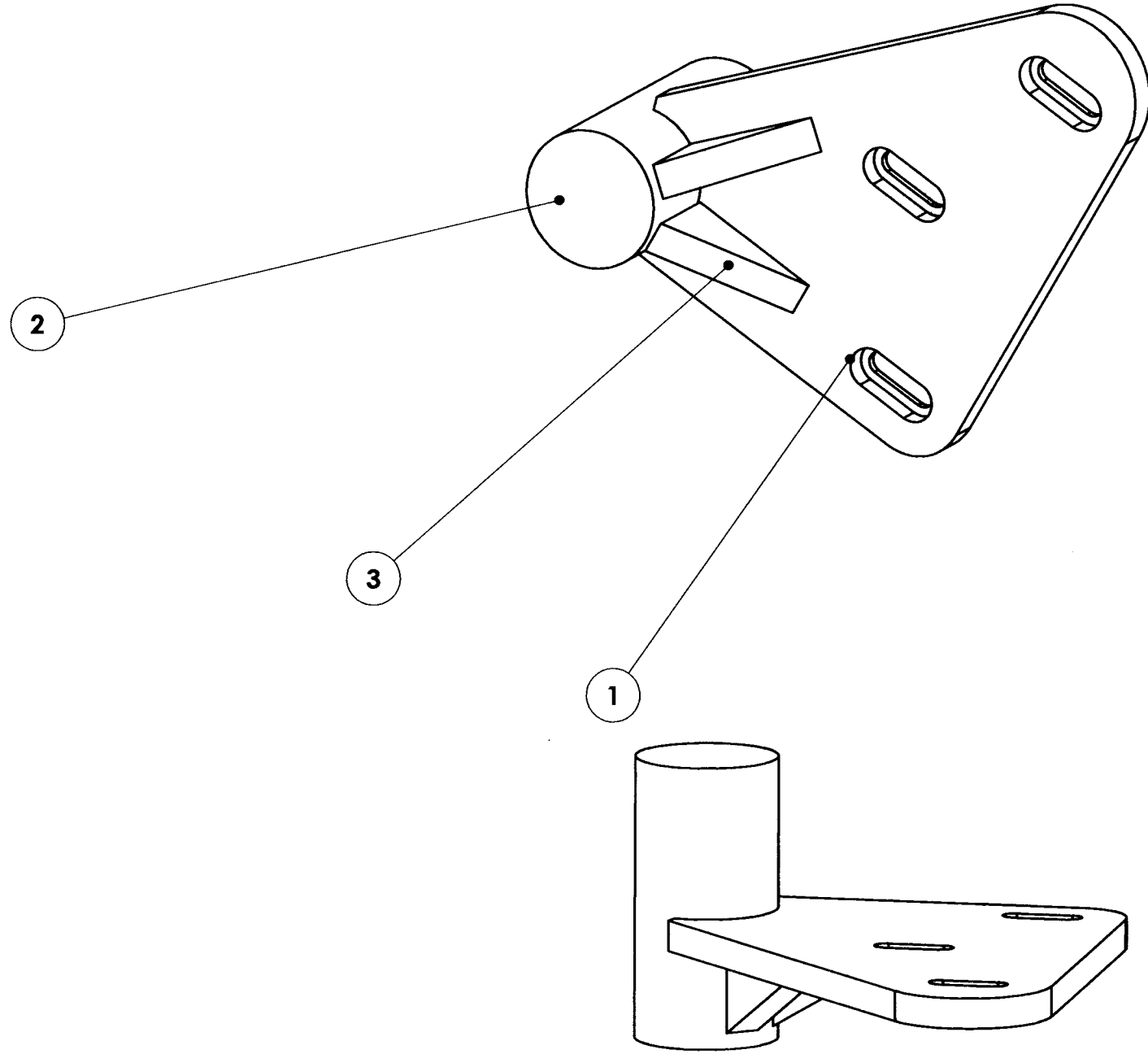
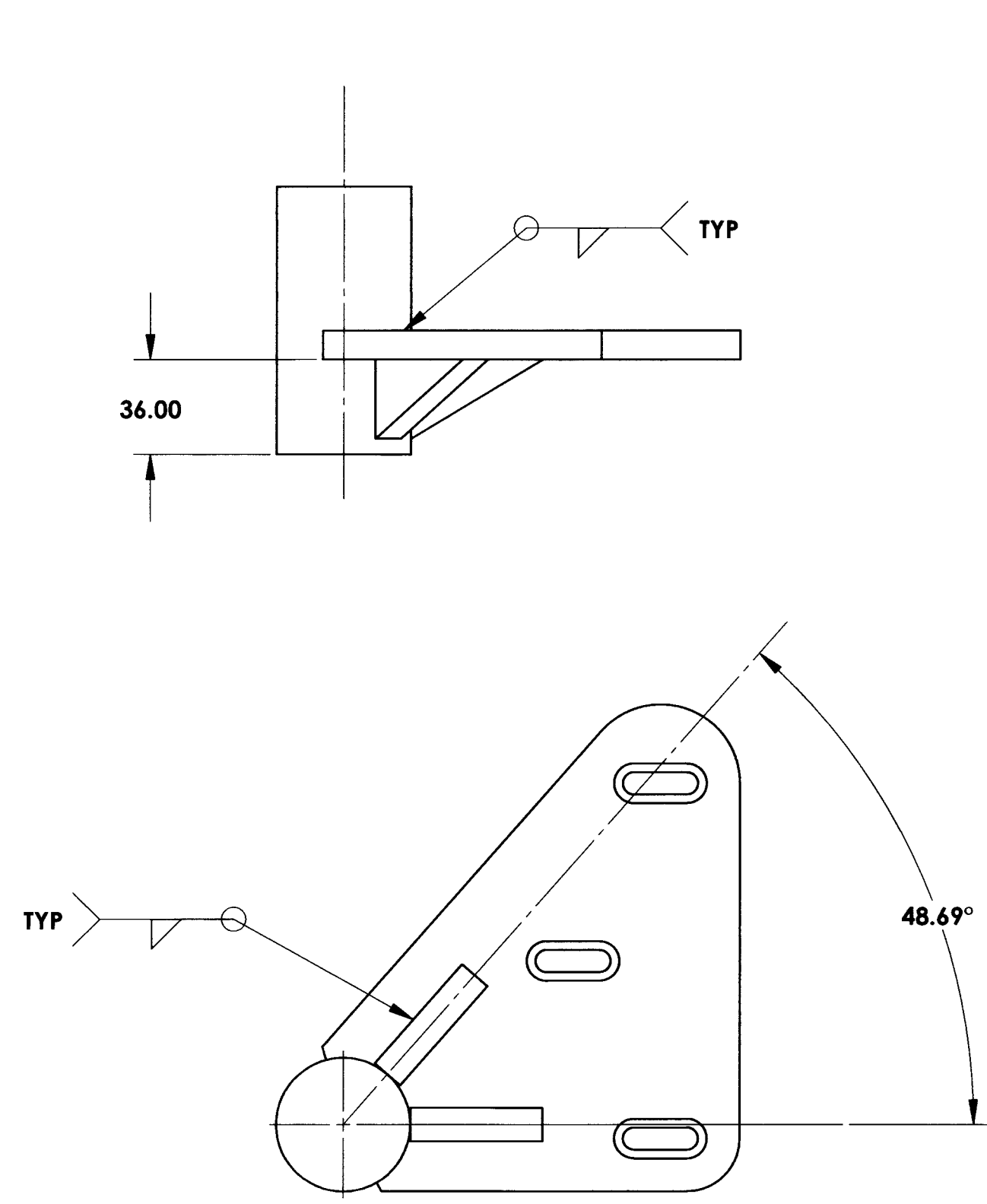


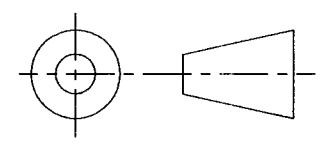
DRAWING NO. ASY-5799	REVISION REL-01
PROJECT CODE: LICK-51	
REQUIRED PER TELESCOPE: 2 TOTAL PER TELESCOPE	
MATERIAL: 304 STAINLESS STEEL	
CONDITION: AS SUPPLIED	
FINISH: AS SUPPLIED	
FINISH COLOR: AS SUPPLIED	
APPROXIMATE MASS: 3456 gm	
REFERENCE DOCUMENTS:	

REV.	DATE	DESCRIPTION	CHK'D	APPVD	ZONE
1	2/11/05	INITIAL RELEASE	ETD	JP	

Controlled Document
Confirm revision before using



3	2	COM-5810	STAYPIN BRACKET GUSSET	304 STAINLESS STEEL	76
2	1	COM-5801	STAYPIN BRACKET PIN GUIDE	304 STAINLESS STEEL	1647
1	1	COM-5800	STAYPIN BRACKET BASE PLATE	304 STAINLESS STEEL	1656
ITEM NO.	QTY.	PART NUMBER	DESCRIPTION	Material	Weight



DO NOT SCALE DRAWING

<p>COPYRIGHT</p> <p>THIS DOCUMENT & ENCLOSED PROPRIETARY INFORMATION REMAINS THE PROPERTY OF EOS TECHNOLOGIES, INC. THE INTELLECTUAL PROPERTY AND INFORMATION HEREIN MAY NOT BE COPIED NOR DISCLOSED WITHOUT WRITTEN CONSENT OF EOS TECHNOLOGIES, INC. MANAGEMENT</p>	<p>UNLESS OTHERWISE SPECIFIED: DIMENSIONS ARE IN MILLIMETERS TOLERANCES: X.X = ±0.25MM X.XX = ±0.10MM ANGLES = ±0.5° ROUNDS AND FILLETS ARE R3.0 BREAK ALL SHARP EDGES 0.25MM X 0.25MM</p>	<p>WELDS ARE: MAX SIZE FILLET OR FULL PENETRATION GROOVE AS APPROPRIATE. ALL WELDS ARE CONTINUOUS NEAREST NOMINAL STOCK SIZE MAY BE SUBSTITUTED. INDICATED MACHINED SURFACES</p>	<p>DESIGN J. CATONE</p> <p>DRAWN AML</p> <p>CHECKED <i>S Jde</i></p> <p>APPROVED <i>G J Pentland</i></p>	<p>DATE 8/17/04</p> <p>DATE 8/31/04</p> <p>DATE 2/11/05</p> <p>DATE</p>	<p>EOS TECHNOLOGIES, INC. 3160 E. TRANCON WAY, SUITE 180, TUCSON, AZ 85706 PH: (520) 624-6399</p>			
				<p>TITLE STAYPIN BRACKET - WELDING</p>				
				<p>DRAWING NO. ASY-5799</p>		<p>STATUS Released</p>	<p>REVISION REL-01</p>	<p>SHEET SIZE A2</p>
				<p>SHEET 1 OF 1</p>		<p>SCALE 1:1</p>		