

DRAWING NO. **ASY-5832** REVISION **REL-02**

PROJECT CODE: **LICK-51**

REQUIRED PER TELESCOPE: 1

MATERIAL: PER COMPONENT

CONDITION: PER COMPONENT

FINISH: PER COMPONENT

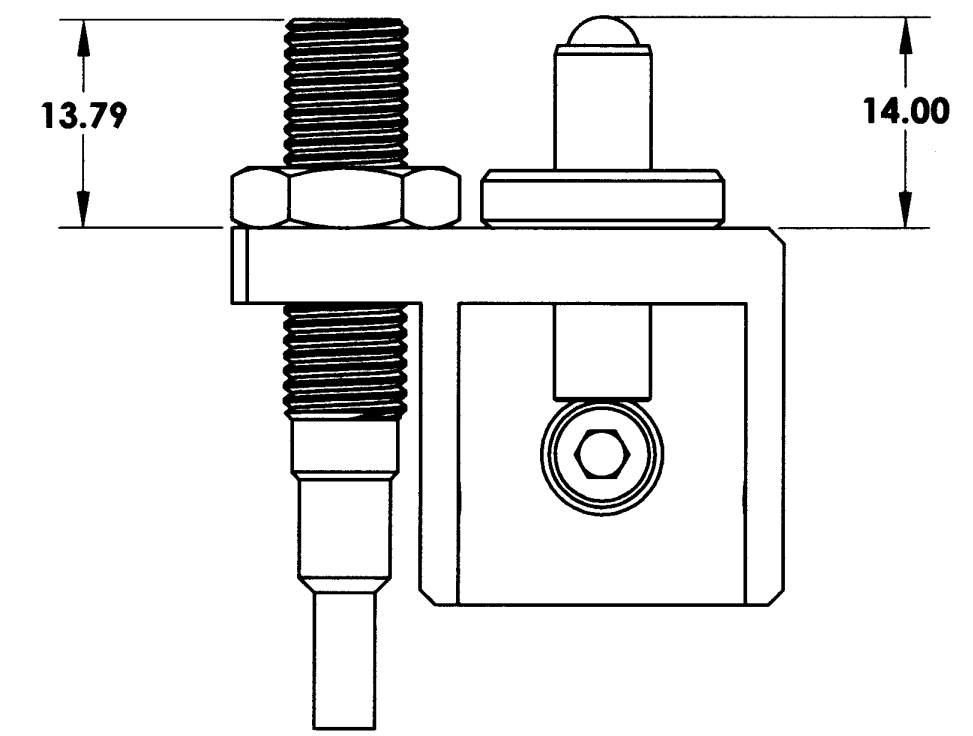
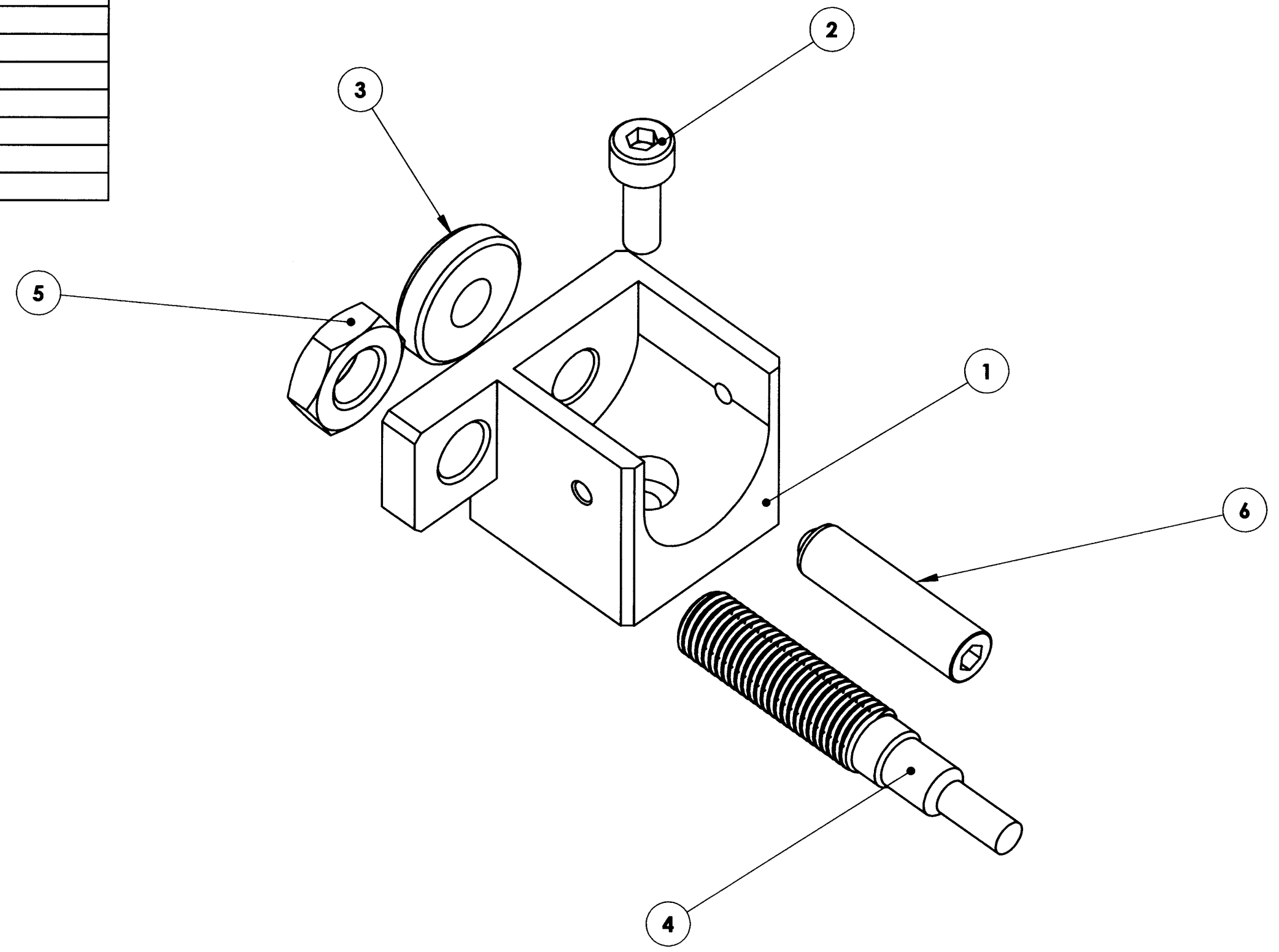
FINISH COLOR: PER COMPONENT

APPROXIMATE MASS: 99 gm

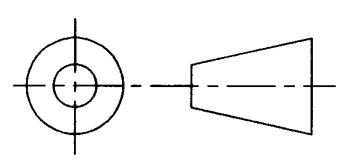
REFERENCE DOCUMENTS:

REV.	DATE	DESCRIPTION	CHK'D	APPVD	ZONE
1	5/18/2005	INITIAL RELEASE	ETD	GJP	
2	8/5/2009	REVISE PER ECO-1439			

Controlled Document
Confirm revision before using
LICK



ITEM NO.	QTY.	PART NUMBER	DESCRIPTION	Material	Weight
6	1	CPP-7433	SCREW, HEX, ADJUSTER	STAINLESS STEEL, THORLABS F25SS-100	5.634
5	1	Hexagon Thin Nut ISO 4035 - M8 - N			
4	1	Omron E2E-X2D1 Proximity Sensor	PROXIMITY SENSOR	OMRON E2E-X2D1	13
3	1	100 TPI NUT			
2	1	B18.3.1M - 4 x 0.7 x 12 Hex SHCS -- 12NHX			
1	1	COM-5833	M3 ROTATOR STOP BRACKET, TYPE II	1018 STEEL	69.708754



DO NOT SCALE DRAWING

<p>COPYRIGHT</p> <p>THIS DOCUMENT & ENCLOSED PROPRIETARY INFORMATION REMAINS THE PROPERTY OF EOS TECHNOLOGIES, INC. THE INTELLECTUAL PROPERTY AND INFORMATION HEREIN MAY NOT BE COPIED NOR DISCLOSED WITHOUT WRITTEN CONSENT OF EOS TECHNOLOGIES, INC. MANAGEMENT</p>	<p>UNLESS OTHERWISE SPECIFIED: DIMENSIONS ARE IN MILLIMETERS TOLERANCES: X.X = ±0.25MM X.XX = ±0.10MM ANGLES = ±0.5°</p> <p>ROUNDS AND FILLETS ARE R3.0</p> <p>BREAK ALL SHARP EDGES 0.25MM X 0.25MM</p>	<p>WELDS ARE: MAX SIZE FILLET OR FULL PENETRATION GROOVE AS APPROPRIATE.</p> <p>ALL WELDS ARE CONTINUOUS</p> <p>NEAREST NOMINAL STOCK SIZE MAY BE SUBSTITUTED.</p> <p>INDICATED MACHINED SURFACES \checkmark 3.2</p>	DESIGN	J. CATONE	DATE	6/10/04	<p>EOS TECHNOLOGIES, INC. 3160 E. TRANCON WAY, SUITE 180, TUCSON, AZ 85706 PH: (520) 624-6399</p>						
			DRAWN	K. WASMER	DATE	3/8/05							
			CHECKED	E. DALE	DATE	5/18/05							
			APPROVED	G. J. PENTLAND	DATE	5/19/05							
<p>TITLE: M3 ROTATOR STOP BRACKET ASSEMBLY, TYPE II</p>							<p>DRAWING NO. ASY-5832</p>	STATUS	Released	REVISION	REL-02	SHEET SIZE	A2
								SHEET	1 OF 1	SCALE	2:1		