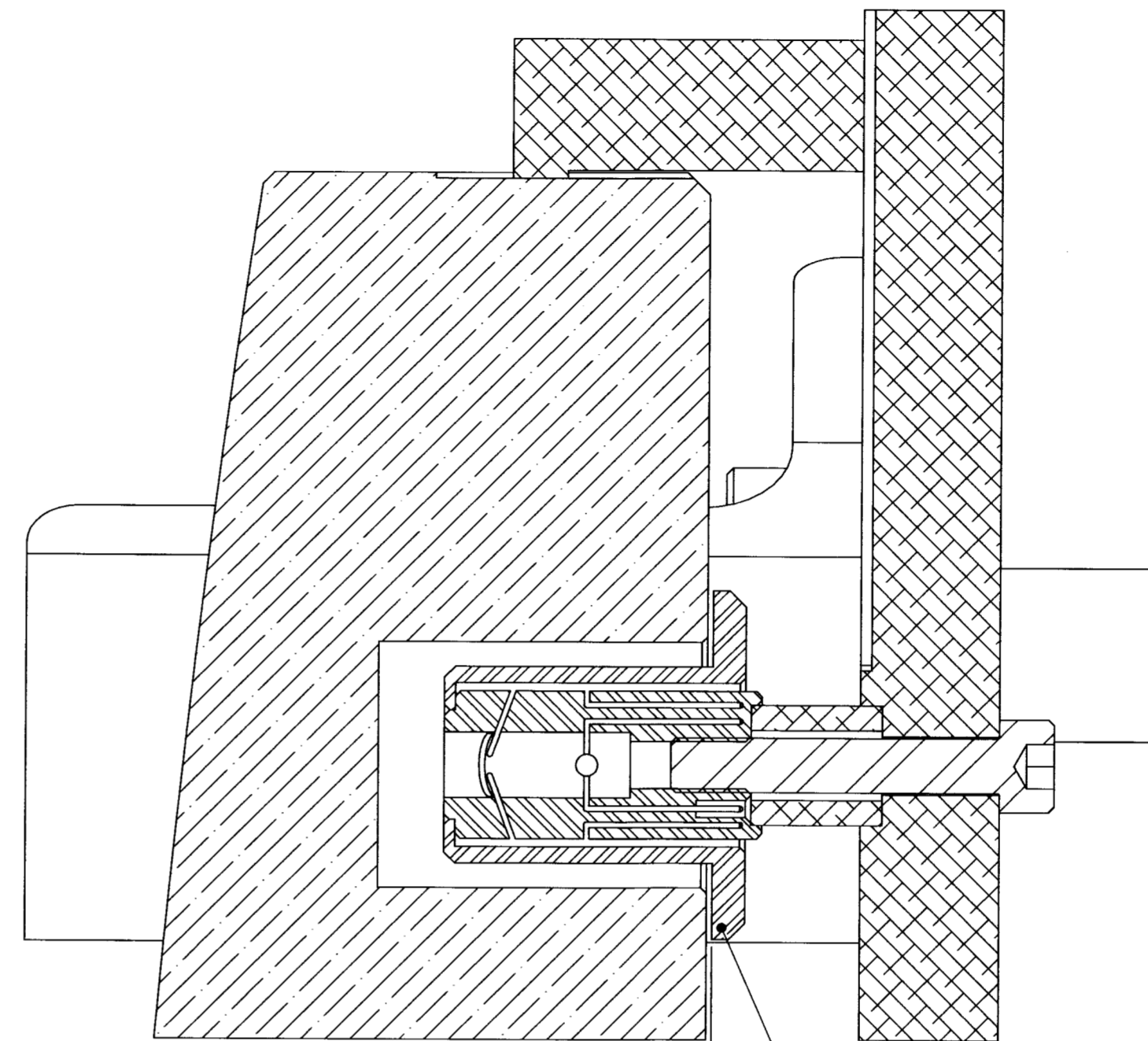
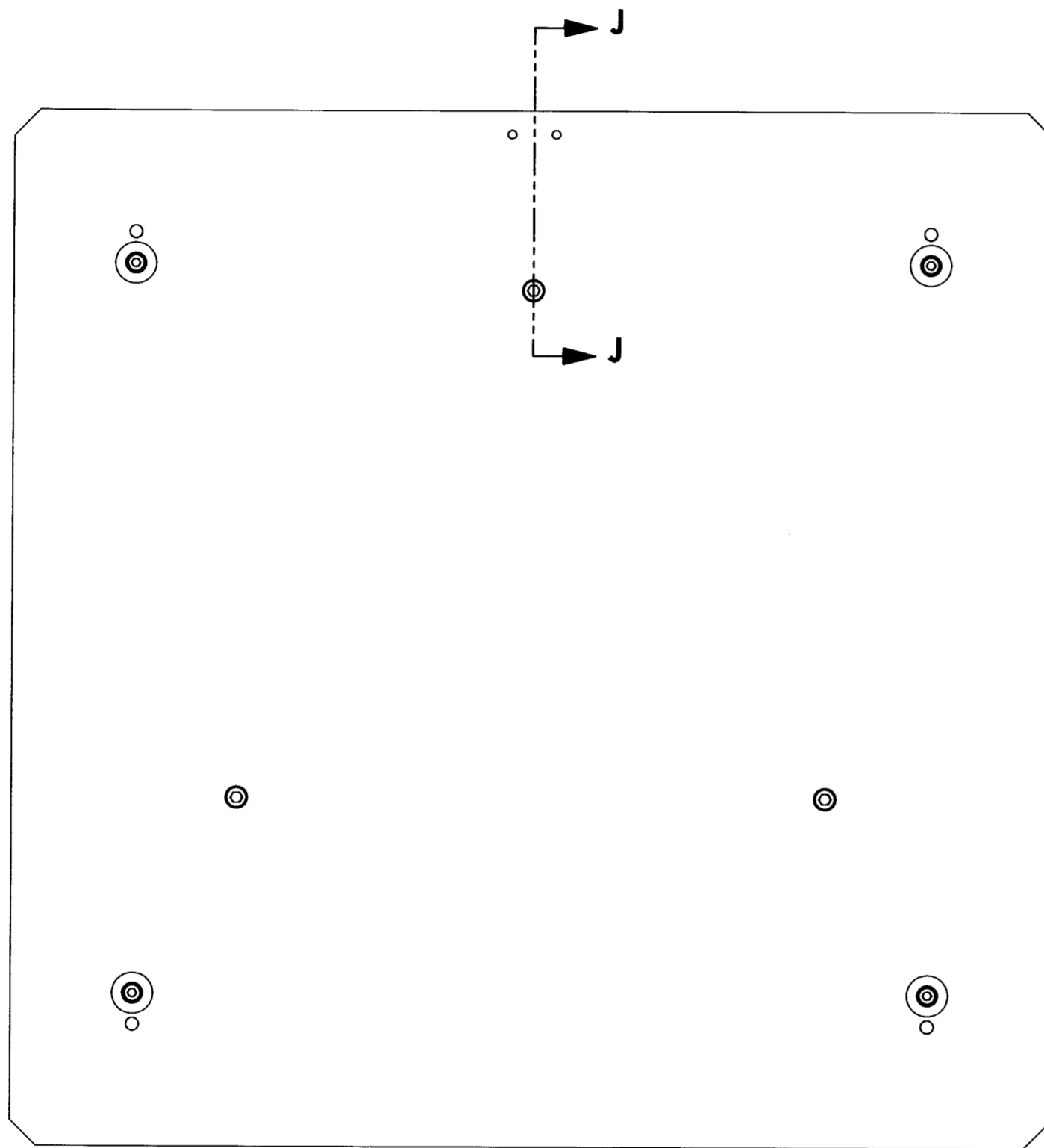


DRAWING NO. <b>ASY-5916</b>	REVISION <b>REL-02</b>
PROJECT CODE: <b>LICK-51</b>	

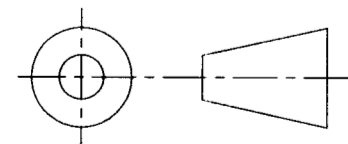
**Controlled Document**  
**Confirm revision before using**



**SECTION J-J**  
**SCALE 2 : 1**

**.02**  
**0.51**

**REMOVE THE MIRROR AND SLEEVES. REPLACE THE MIRROR USING THE FOUR ALIGNMENT BRACKETS. BOND THE FLANGE SURFACE USING HYSOL #9330.3 EPOXY. USE .020" FISHING LINE TO ENSURE BONDING AGENT THICKNESS.**



**DO NOT SCALE DRAWING**  
**DIMENSIONS IN MILLIMETERS**

**COPYRIGHT**  
THIS DOCUMENT & ENCLOSED PROPRIETARY INFORMATION REMAINS THE PROPERTY OF EOS TECHNOLOGIES, INC. THE INTELLECTUAL PROPERTY AND INFORMATION HEREIN MAY NOT BE COPIED NOR DISCLOSED WITHOUT WRITTEN CONSENT OF EOS TECHNOLOGIES, INC. MANAGEMENT



**EOS TECHNOLOGIES, INC.**  
3160 E. TRANSCON WAY, SUITE 180, TUCSON, AZ 85706 PH: (520) 624-6399

TITLE:  
**M2 MIRROR ASSEMBLY**

DRAWING NO.  
**ASY-5916**

STATUS  
**Released**

REVISION  
**REL-02**

SHEET SIZE  
**A2**

SCALE:1:2

SHEET 5 OF 5