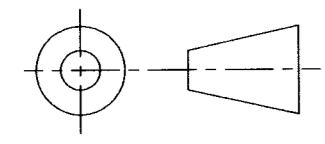
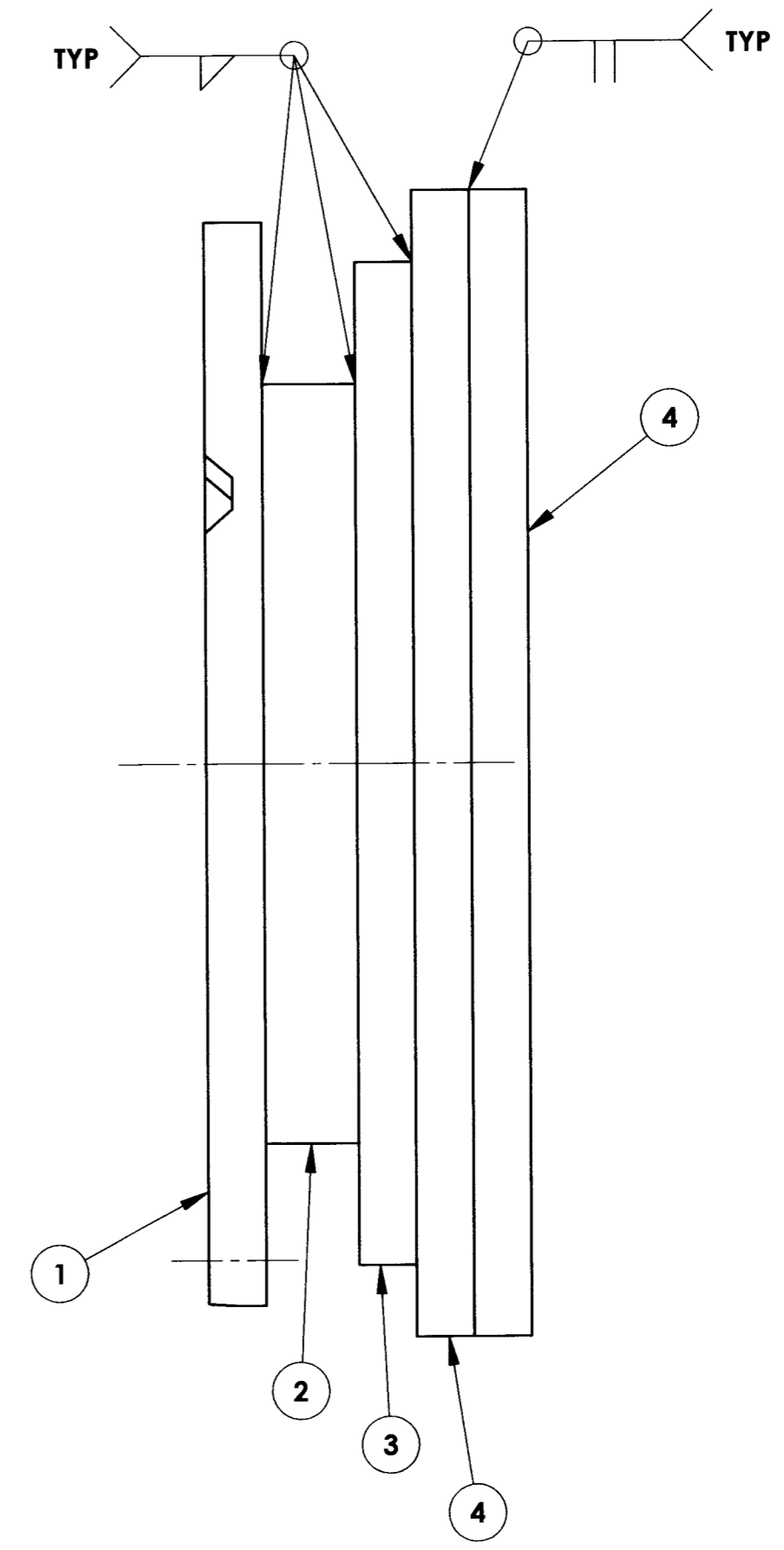
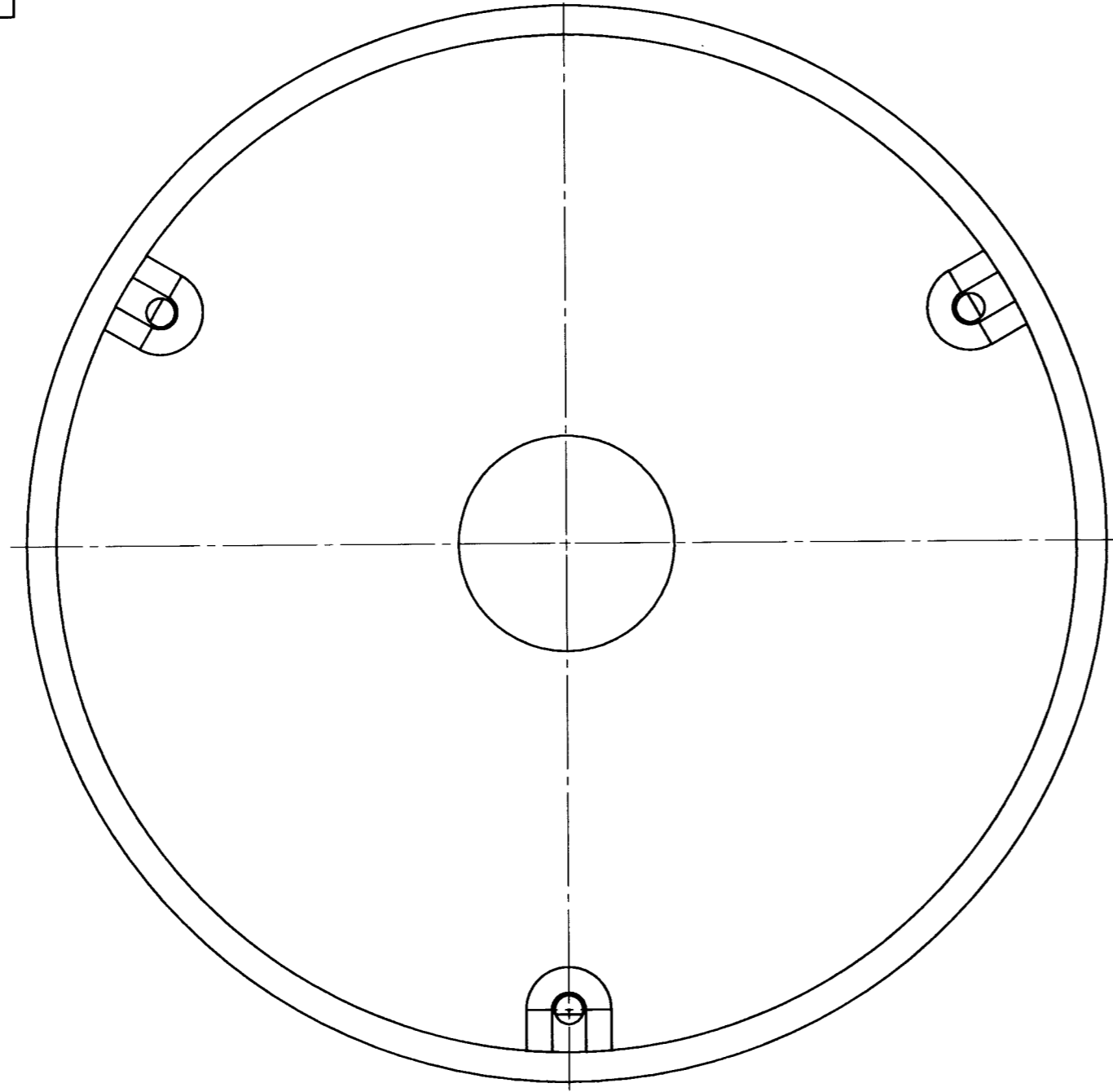


DRAWING NO. <b>ASY-5976</b>	REVISION <b>REL-01</b>
PROJECT CODE: <b>LICK-51</b>	
REQUIRED PER TELESCOPE: <b>1</b>	
MATERIAL: <b>AS SUPPLIED</b>	
CONDITION: <b>AS SUPPLIED</b>	
FINISH: <b>ZINC CHROMATE (AFTER WELDING)</b>	
FINISH COLOR: <b>BLACK</b>	
APPROXIMATE MASS: <b>18335.30 gm</b>	
REFERENCE DOCUMENTS:	

REV.	DATE	DESCRIPTION	CHK'D	APPVD	ZONE
1	3/4/05	INITIAL RELEASE	LTP	JTP	

**Controlled Document**  
Confirm revision before using



**DO NOT SCALE DRAWING**

ITEM NO.	QTY.	PART NUMBER	DESCRIPTION	Material	Weight
4	2	COM-5977	PLATE	A-36 STEEL 1/2" THICK	1626.89
3	1	COM-5978	PLATE	A-36 STEEL 1/2" THICK	4538.82
2	1	COM-5979	PLATE	6" CARBON STEEL PIPE SCHEDULE 40	504.31
1	1	COM-5980	DUMMY WEIGHT MOUNTING PLATE	A-36 STEEL 1/2" THICK	4501.69g

<p><b>COPYRIGHT</b></p> <p>THIS DOCUMENT &amp; ENCLOSED PROPRIETARY INFORMATION REMAINS THE PROPERTY OF EOS TECHNOLOGIES, INC. THE INTELLECTUAL PROPERTY AND INFORMATION HEREIN MAY NOT BE COPIED NOR DISCLOSED WITHOUT WRITTEN CONSENT OF EOS TECHNOLOGIES, INC. MANAGEMENT</p>	<p>UNLESS OTHERWISE SPECIFIED:</p> <p>DIMENSIONS ARE IN MILLIMETERS</p> <p>TOLERANCES:</p> <p>X.X = ±0.25MM</p> <p>X.XX = ±0.10MM</p> <p>ANGLES = ±0.5°</p> <p>ROUNDS AND FILLETS ARE R3.0</p> <p>BREAK ALL SHARP EDGES 0.25MM X 0.25MM</p>	<p>WELDS ARE:</p> <p>MAX SIZE FILLET OR FULL PENETRATION GROOVE AS APPROPRIATE.</p> <p>ALL WELDS ARE CONTINUOUS</p> <p>NEAREST NOMINAL STOCK SIZE MAY BE SUBSTITUTED.</p> <p>INDICATED MACHINED SURFACES <span style="float: right;">3.2 ✓</span></p>	DESIGN	K.WASMER	DATE	10-8-04	<p><b>EOS TECHNOLOGIES, INC.</b></p> <p>3160 E. TRANCON WAY, SUITE 180, TUCSON, AZ 85706 PH: (520) 624-6399</p>		
			DRAWN	K.WASMER	DATE	10-8-04			
			CHECKED	<i>S Dale</i>	DATE	3/4/05			
			APPROVED	<i>G J Pentland</i>	DATE	3/4/05			
<p><b>M2 DUMMY WEIGHT ASSEMBLY</b></p>									
DRAWING NO. <b>ASY-5976</b>				STATUS	Released	REVISION	<b>REL-01</b>	SHEET SIZE	<b>A2</b>
				SHEET	1 OF 1	SCALE	3:4		