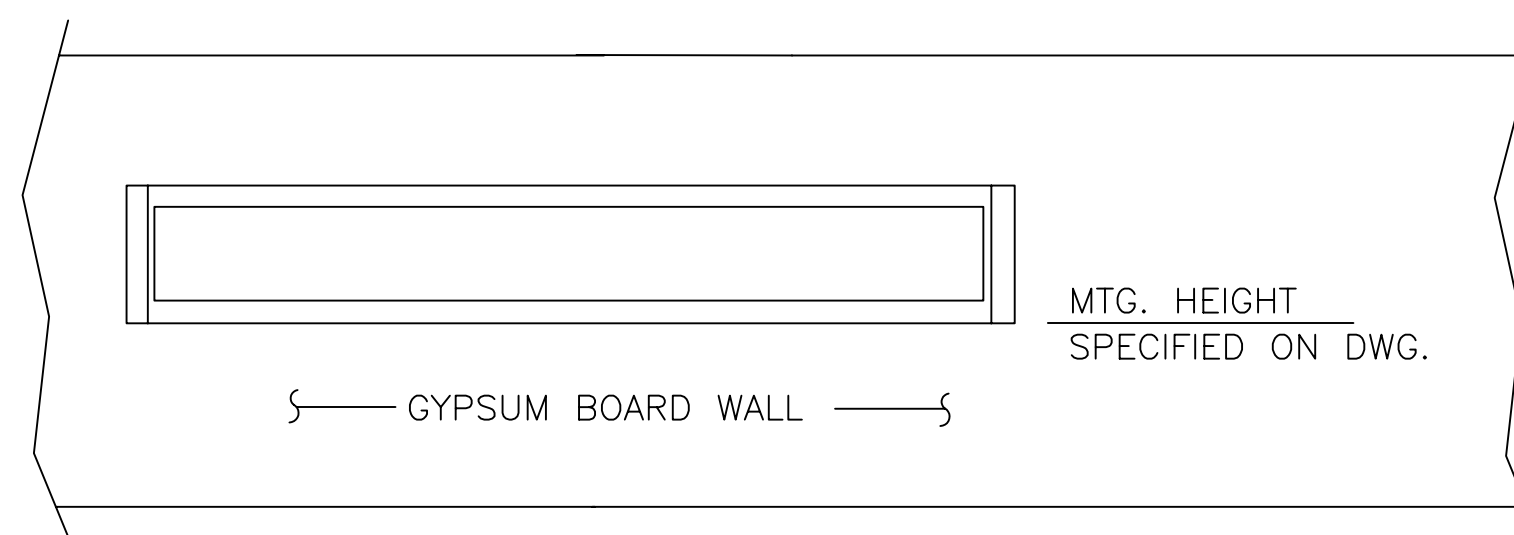



FLUORESCENT LIGHTING – CEILING MOUNTED

1
E7 & 8 | E10
DETAIL
SCALE: N.T.S.



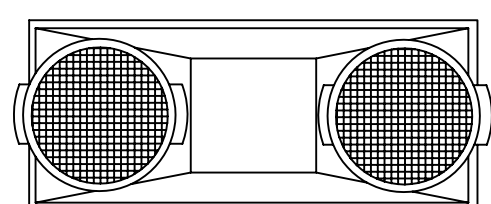
FLUORESCENT LIGHTING – WALL MOUNTED

2
E7 & 8 | E10
DETAIL
SCALE: N.T.S.



EXIT LIGHT

3
E7 & 8 | E10
DETAIL
SCALE: N.T.S.



MTG. HEIGHT
SPECIFIED ON DWG

EMERGENCY LIGHTING – WALL MOUNTED

4
E7 & 8 | E10
DETAIL
SCALE: N.T.S.

LIGHTING FIXTURE SCHEDULE

TYPE	SYMBOL	DESCRIPTIONS
EM		AUTOMATIC EMERGENCY LIGHTING UNIT, COMMERCIAL TYPE 6-VOLT MODEL, INDOOR, COMPLETE WITH SOLID STATE CHARGER, MAINT-FREE LEAD ACID BATTERY, TWO SEALED BEAM MTD, ON UNIT 120/277V OPERATION STANDARD, 5.4W HIGH-OUTPUT LTG HEADS DUAL-LITE CAT. EZ-2D OR APPROVED EQUAL
EX		LED EMERGENCY EXIT LIGHTING UNIT, INDOOR, COMPLETE WITH SOLID STATE CHARGER, MAINT-FREE LEAD ACID BATTERY, 120/277V OPERATION, WITH RED LETTERING AND WHITE BACKGROUND, LESS THAN 3W AT 120V POWER OPERATION, UNIVERSAL MODEL DUAL-LITE CAT. LXSRLW OR APPROVED EQUAL
F1		INDUSTRIAL SURFACE MOUNTED FLUORESCENT LUMINAIRE, TWO-T8 LAMPS, TOTALLY ENCLOSED FIXTURE, ELECTRONIC BALLASTS, 120V OPERATION, LITHONIA LIGHTING CAT. EIS232120GEB10IS OR APPROVED EQUAL
F2		COMMERCIAL WALL BRACKET MOUNTED FLUORESCENT LUMINAIRE, TWO-T8 LAMPS, ELECTRONIC BALLASTS, 120V OPERATION, LITHONIA LIGHTING CAT. #WP232D0120GEB10 OR APPROVED EQUAL